

# Creating New Song with Lyrics (PK-2)


## WEEK 8





Every song is made of different **rhythms**. **Rhythm** creates a sense of motion and our body can follow this motion and move along with it. It also makes a song much more interesting if it contains a variety of rhythms.


### CHALLENGE 1: REVIEW THE RHYTHM

Let's learn **Ta** & **Ta-Di**!

**Ta** = one beat = 

(For example:  is one beat = one WHOLE apple )

	Ta
	Ta-Di

**Ta-Di** = each of them is half a beat = 









(For example:  = half an apple & half an apple =  )



Fun fact: If you add **Ta-Di** together, it will equal to the **Ta**.  
Imagine: half an apple + half an apple = ONE whole apple!

Here is an example, this song is called "Apples, Peaches."

### Apples, Peaches

			
Ap - ples,	pea - ches,	pears and	plums,
			
Tell me	when your	birth - day	comes.

## Creating New Song with Lyrics (PK-2)

The rhythm of this song is:

Ta-Di Ta-Di | Ta-Di Ta

Ta-Di Ta-Di | Ta-Di Ta

### LET'S TAKE A LOOK AT THIS SONG!

#### Twinkle Twinkle Little Star



Twinkle Twinkle Little Star musical notation with lyrics:

Twin - kle, twin - kle, lit - tle star, how I won - der what you are.  
 Up a - bove the world so high, like a dia - mond in the sky,  
 Tin - kle twin - kle lit - tle star, How I won - der what you are.

Do you know this song?

**TO DO:** Let's see if you can fill out the rest of the box. Let's start with just the first line of the music. You can also draw the apples instead of writing!

#### Twinkle Twinkle Little Star



Twinkle Twinkle Little Star musical notation with lyrics:

Twin - kle, twin - kle, lit - tle star, how I won - der what you are.

Ta-Di Ta-Di | | Ta-Di Ta

## Creating New Song with Lyrics (PK-2)

### CHALLENGE 2: LETS LEARN ABOUT RHYMES!



**Rhymes** are words that sound similar to each other when you say or hear them. Rhymes are often pleasant to hear and sound like music when we say them. We learn a lot of rhymes when we are children through nursery rhymes. Rhyming helps us learn words and memorize songs.

---

#### LET'S LOOK AT AN EXAMPLE:

CAT



HAT



Say the words out loud, do they sound similar?

**YES, they do!** They are two different words, but they sound very similar!

---

#### LET'S LOOK AT ANOTHER EXAMPLE

BEE




TREE



**TO DO:** Can you circle the rhyming words? Feel free to color this page after you're done.

## Creating New Song with Lyrics (PK-2)

Make sure you read every option out loud to help you to find the correct answer.



bat



apple



cat



camel



dog



bear



sun



frog



ant



plant



giraffe



lion

## Creating New Song with Lyrics (PK-2)

**TO DO:** Let's look at the lyrics here and see if you can circle some rhyming words!



The first group is already circled for you.

Tips: *They are usually at the end of each sentence.*

Twinkle, twinkle, little star  
How I wonder what you are  
Up above the world so high  
Like a diamond in the sky  
Twinkle, twinkle little star  
How I wonder what you are



Good job! You finished the Week 8 Music Lesson. Feel free to draw or write more about rhymes below:

